

Training Your Taxpayer Through Social Media

Joanne Kurjan Cook
Oklahoma Tax Commission

Social Media Education

- * The Challenge and Subsequent Solution
 - * Taxpayer outreach
 - * Reduce taxpayer contacts
 - * Tutorials and education through visuals

The Challenge

Our mission, at the Oklahoma Tax Commission, is to
serve the people of Oklahoma
by promoting tax compliance
through quality service and fair administration.

Taxpayer Outreach

* Agency Outreach

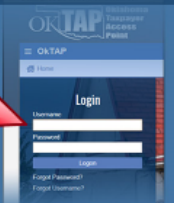
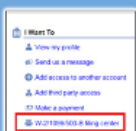
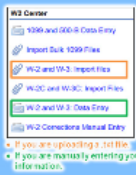
- * web
- * facebook
- * twitter
- * instagram



Infographic #1: W2/W3 Annual Upload

Home / Tax Professionals / Education and Training / Helpful infographic on submitting W2/W3 information

Where do I submit my W2/W3 information?

- 1** Log into your OkTAP account.
If you are a third party, any OkTAP account will work.

- 2** Click the W-2/1099/500-B filing center hyperlink in the "I Want To" column.

- 3** Select the hyperlink of the option that describes your task.


How do I name my upload file?
You do not have to name it anything specific; the OTC uses information within the file to match it up with your company's filing requirement.

What do I type as the description for my uploaded file?
Anything you want. This field is not used to identify your company.

* It's in the numbers:

- * 2018
 - * 3,000 emails
 - * 8,389 calls
- * 2019
 - * 335 emails
 - * 3,215 calls
- * 2,337 views

Video #1: Identity Verification Quiz Tutorial

- * More numbers:

- * 2018

- * 29,138 calls

- * 2019

- * 19,276 calls

- * 6,228 views



Video #2:

Motor Vehicle Registration



* And even more numbers:

* 7,000 likes

* 14,000 shares

* 1,900 comments

Joanne Kurjan Cook
Director, Account Maintenance Division
Oklahoma Tax Commission
joanne.cook@tax.ok.gov

Thank you!