



---

# Electronic Wage Levy

---

MSATA 2019  
Wisconsin Department of Revenue  
Brian Dischler  
August 26, 2019

# Electronic Wage Levy | Overview

The electronic wage project is a way for states to partner with employers (ER) and payroll service providers (PSP) to:

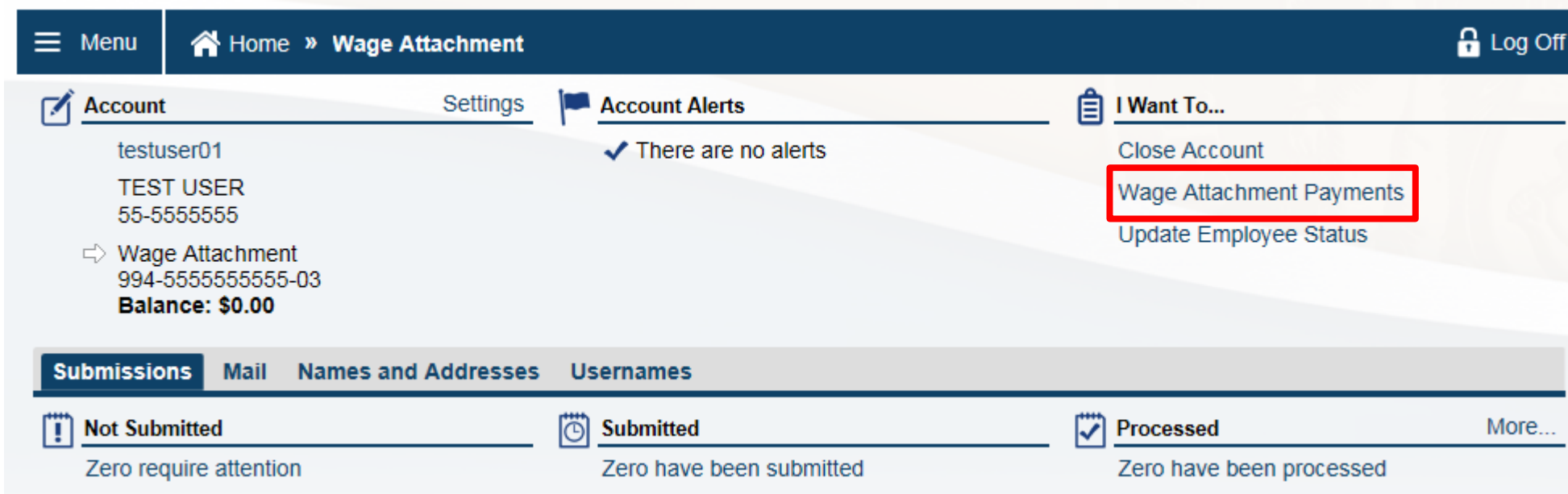
- ✓ Initiate wage orders or updates to original wage orders
- ✓ Respond to wage orders

Method: XML files schema, sFTP portal



# Electronic Wage Levy | Background and Problem

- We require all ERs and PSPs to submit payments electronically
  - My Tax Account (target: smaller businesses)
  - ACH Credit (target: larger businesses and PSPs)



Menu Home » Wage Attachment Log Off

Account Settings Account Alerts I Want To...

testuser01  
TEST USER  
55-5555555  
Wage Attachment  
994-5555555555-03  
Balance: \$0.00

There are no alerts

Close Account  
**Wage Attachment Payments**  
Update Employee Status

Submissions Mail Names and Addresses Usernames

Not Submitted Submitted Processed More...

Zero require attention Zero have been submitted Zero have been processed

# Electronic Wage Levy | Vision and Strategy

---

- **Goal:** Develop secure portals for XML file exchanges between states and PSPs
  - Reduce paper output and postage costs
  - Improve workflow
- **Strategy:** Create a schema based on stakeholder input that can ultimately become a 'standard' for other states to take advantage of

# Electronic Wage Levy | History

---

- Project started in 2014 – a solution for both Wage Levy and Bank Levy were in scope
- Meetings with all stakeholders to determine best solution: FTA E-Standards, PSPs, Banks, States
- Developed a draft schema
- Project stalled – focus on fraud initiatives
- Project restarted in 2017 – reduced scope to Wage Levy only
- Schema reviewed and improved
- Wisconsin and ADP partnership

---

# How It Works

---



## Project Goals:

- ✓ Reduce paper output and postage costs
- ✓ Improve work flow



# Electronic Wage Levy | Communication Flow

## Levy Wage Order File

- Originated by the State
- New orders, updates to orders, and releases

## Receipt File

- Originated by PSP
- Acknowledges file was received and processed. Contains error notification.

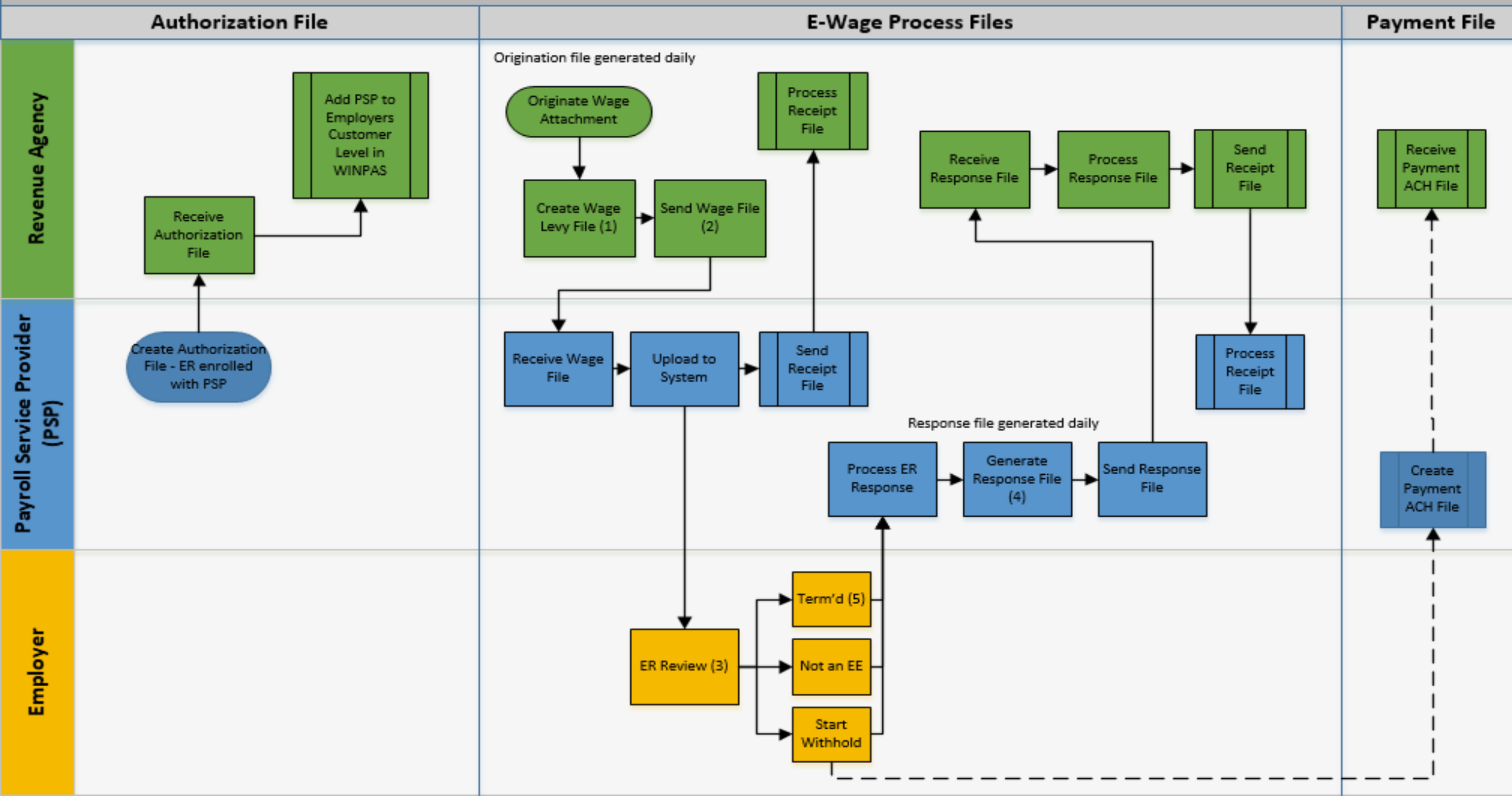
## Response File

- Originated by PSP
- Answer to Levy Wage Order – withholding, not employed, never employed, on temporary leave/layoff.

## Receipt File

- Originated by State
- Acknowledges file was received and processed. Contains error notification.

# E-Wage Flow Chart

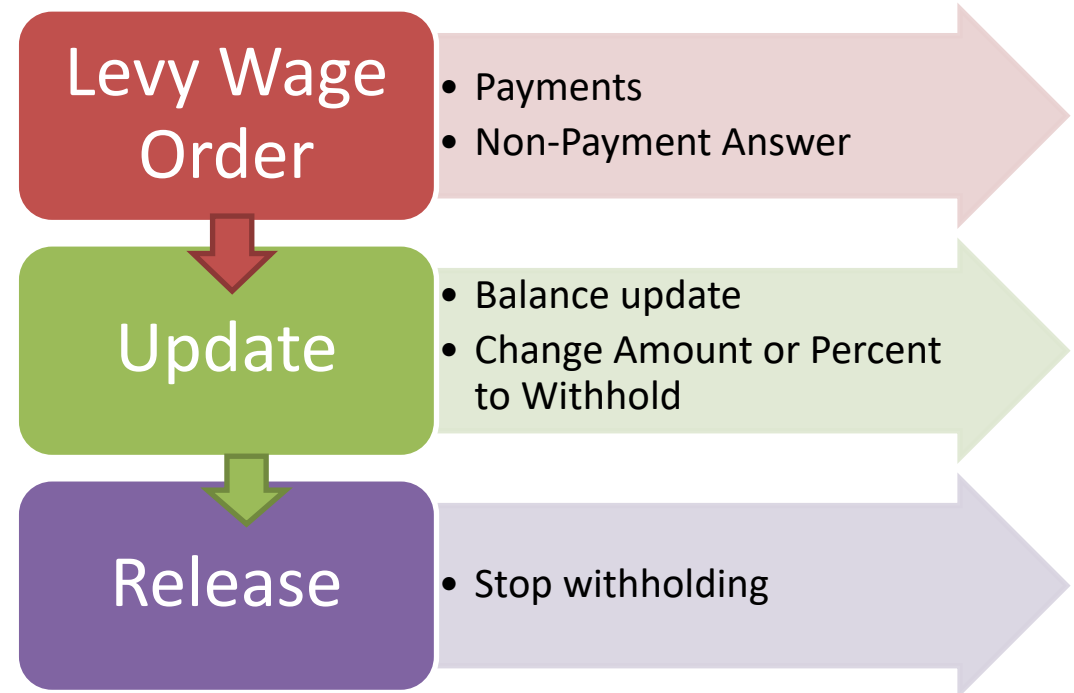




# Electronic Wage Levy | Process Flow

Levy Wage Order File starts a cycle for collection of an employee (EE) debt. States may change the information on a specific levy at any time in the cycle. Change reasons include:

- ✓ Update balance
- ✓ Change withholding amount or percentage
- ✓ Release wage order



# Electronic Wage Levy | Process Flow

Response file is independent of the Levy Wage Order file. PSP will send a response depending on the payroll cycle. Example:

Employee	Origination Date	Response Date
Adam	3/1/2019	3/8/2019
Alex	3/2/2019	3/8/2019
Betty	3/1/2019	3/15/2019
Bob	3/7/2019	3/15/2019
Carol	3/1/2019	3/31/2019
Carl	3/20/2019	3/31/2019

---

# Electronic Wage Levy

---



## Construction of the Schema

- ✓ Who was involved
- ✓ What steps we took

# Electronic Wage Levy | Construction

---

Developed schema requirements

<https://www.statemef.com/>

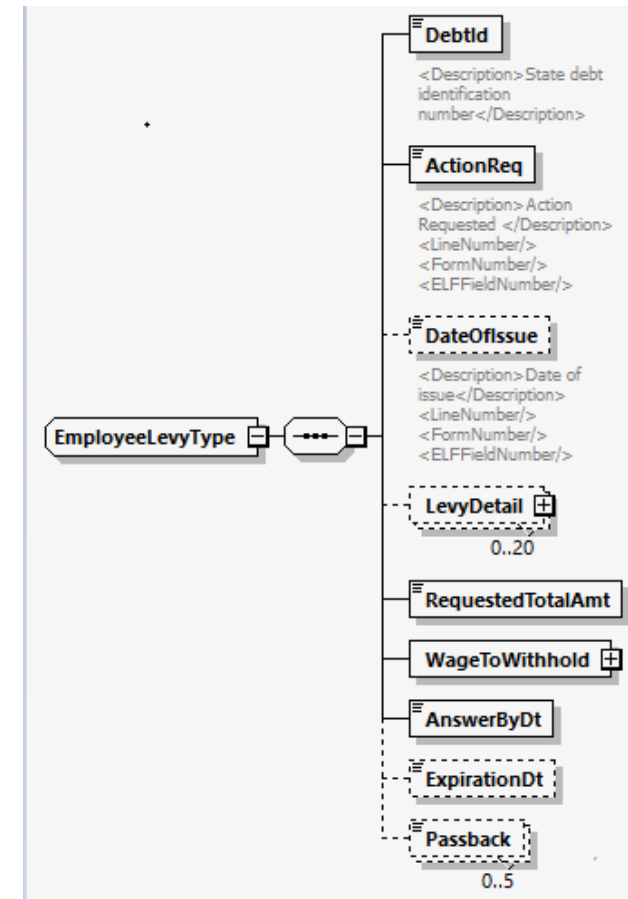
– Levy v1.0

Note: Schema requirements were reviewed and approved at the May e-Standards meeting.

# Electronic Wage Levy | Construction

## Levy Detail Fields

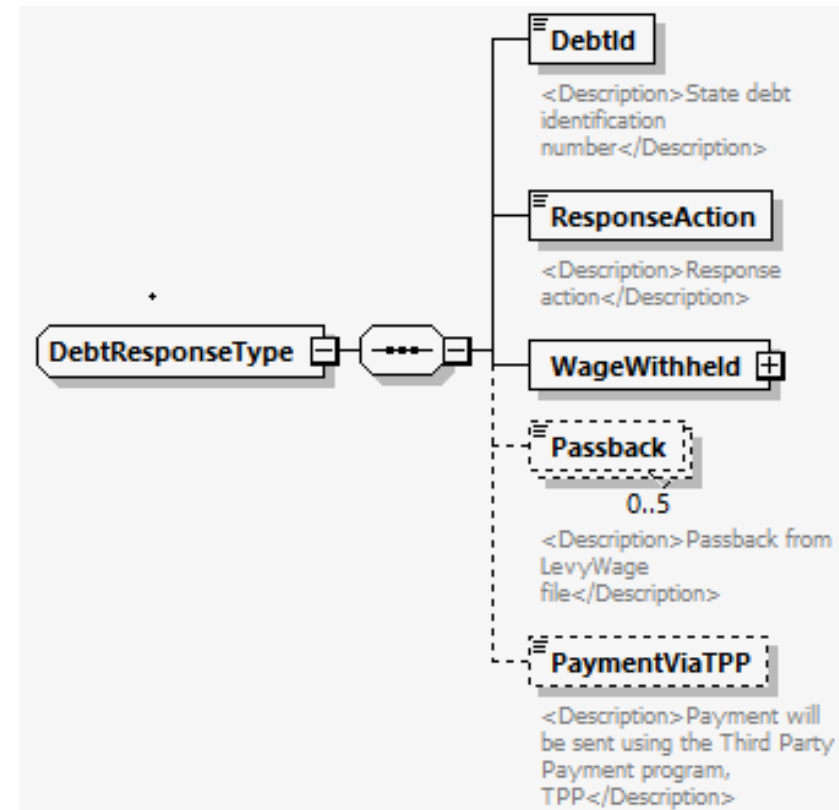
- **Debt ID** – Unique identifier for this levy
- **Action Requested** – Original, Amended, Satisfy, Release, Expunge
- **Date of Issue** – The date the order starts
- **Levy Detail** – Optional field to provide specific details about the debts being levied
- **Requested Total Amount** – total balance owed on this levy
- **Wage to Withhold** – can be set amount or percentage
  - Levy Amount
  - Levy Percent
- **Answer By Date** - due date of first payment or non-payment answer
- **Expiration Date** - optional



# Electronic Wage Levy | Construction

## Levy Wage Response

- **Debt ID** – Passed back from Wage Levy Order file
- **Response Action** – Withholding, No Longer Employed, Never Employed, Temporary Leave, Insufficient Funds
- **Wage Withheld** – Acknowledges states order
  - Levy Amount
  - Levy Percent
- **Payment via TPP** – method of payment (yes/no)



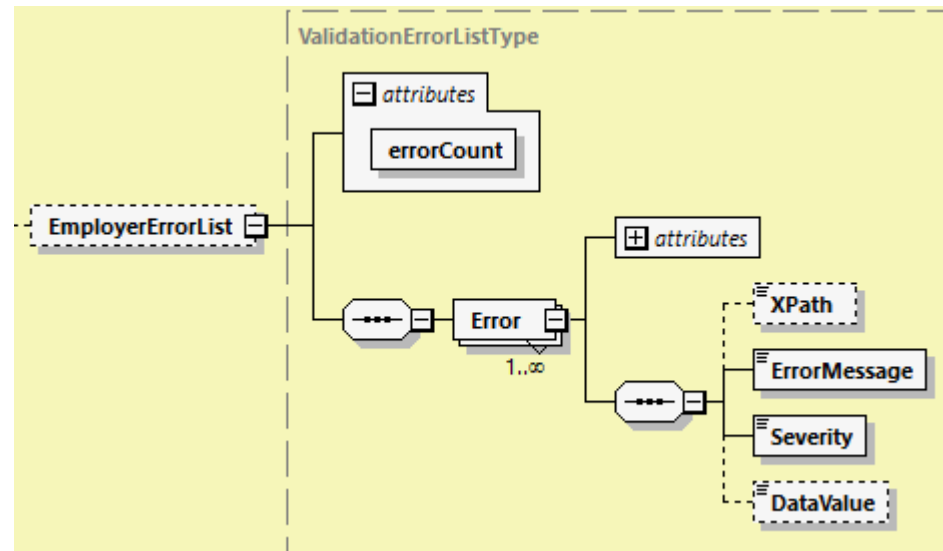


# Electronic Wage Levy | Construction

## Receipt Files

Both the Wage Levy Order and the Response file will have receipt control files.

- Match to Transmission ID
- Acknowledge record counts
- Validation checks
- Error messaging



---

# Electronic Wage Levy

---



## Putting It All Together & Conversion

- ✓ Looking into the future
- ✓ Jan. 2020

# Electronic Wage Levy | Conversion

---

## Step 1: Determine and make system changes

- Create a garnishment (no change)
- Establish employer relationship (no change)
  - Change nightly job to either create letters to mail or create the Levy Wage Order file based on employer profile information.
- Develop non-payment answer processing

# Electronic Wage Levy | Conversion

---

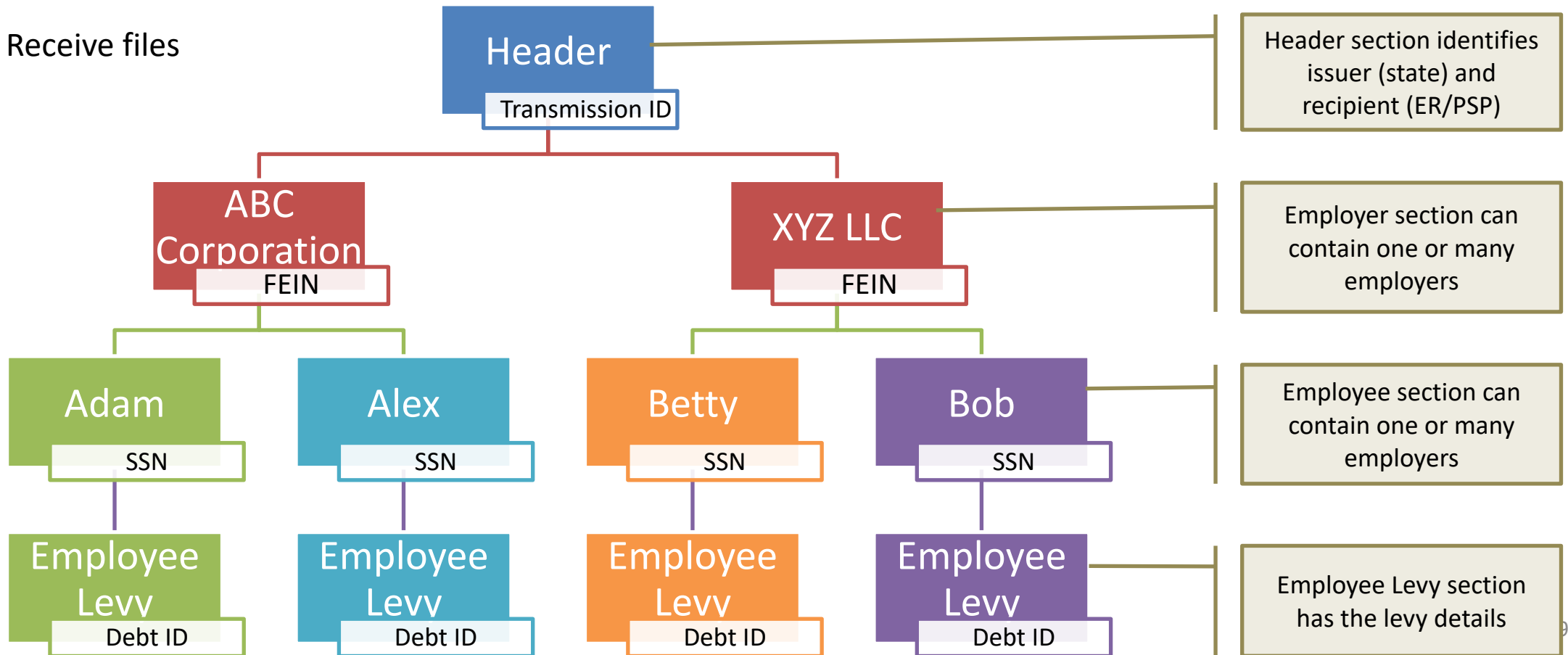
Step 2: Establish connections



Wisconsin will use an employer tax account profile to identify the Employer/PSP relationship.

# Electronic Wage Levy | Conversion

Step 2: Receive files



# Electronic Wage Levy | Details & Advantages

---

## PSP sends Authorization File

- Agreement file contains a list of employers contracted with PSP, including agreement start date and agreement end date.
- Agreement type - Levy

## State

- Upload file, set Employer profile information on wage account





# Electronic Wage Levy | Questions

---

